

Models
[CLA-EM]

Claris Series
 Emergency Battery Backup



PROJECT NAME
ORDERING #

Product Description. The **Claris Emergency Battery Backup (CLA-EM)** is a UL Classified LED emergency battery pack that allows the same LED fixture to be used for both normal and emergency operation. In the event of a power failure, the **CLA-EM** switches to the emergency mode and operates the existing fixture for up to **120 min.** The unit is available in different mounting configurations for individual fixture requirements. The **CLA-EM** will deliver a nominal **5, 7, or 10 watt** LED load with **constant power**. The Constant Power design of the **CLA-EM** maintains the output wattage to the LED array even as the system voltage diminishes

EMERGENCY BATTERY PACK
 CONSTANT POWER FOR UP TO 120 MINUTES WITH NO LIGHT DEGRADATION



RATINGS



WARRANTY



KEY FEATURES

- Six mounting configurations available
- Long life high temperature recyclable Nickel Cadmium battery
- Galvanized steel case
- Universal Voltage
- Includes single piece TBTS test switch and charge indicator accessory
- For use with switched or unswitched fixtures
- 5-Year Warranty.**
- Meets or exceeds all National Electrical Code and Life Safety Code Emergency Lighting Requirements
- Suitable for use in Damp Locations
- Exceeds standard 90 minutes of illumination minimum
- Features IOTA's constant power technology for maximum sustained light output.
- Can be installed in past CLARIS LED Retro Fit Kit Installations



Emergency Battery Pack Ordering Example: **CLA-EM10-A**

Root	Emergency Battery Pack	Mounting Options
CLA	EM5 - 500 lumens / 5 Watts	Blank - Standard Integral Style No-Flex Unit
	EM7 - 700 lumens / 7 Watts	TM* - Top Mount Non-Flex Unit
	EM10 - 1000 lumens / 10 Watts	A* - External Mount Dual Flex Unit
		J* - Box Mount Unit Junction Box
		R* - Dual Flex w/Reflector-Mount
		R-J* - Single Flex w/Reflector-Mount

*Special Order

TECHNICAL SPECIFICATIONS

	CLA-EM5	CLA-EM7	CLA-EM10
Typical Lumen Output**	400-600 lm	600-800 lm	900-1100 lm
Input Voltage	(Universal) 90-300VAC, 50-60Hz	(Universal) 90-300VAC, 50-60Hz	(Universal) 90-300VAC, 50-60Hz
Input Rating	2.7 Watts	3.7 Watts	5.5 Watts
Output Power	5 Watts (Regulated)	7 Watts (Regulated)	10 Watts (Regulated)
Emergency Operation	90-120 Minutes	90-120 Minutes	90-120 Minutes
Operating Temp	0° ~ 50° C	0° ~ 50° C	0° ~ 50° C
Battery	High Temp Nickel-Cadmium 24 Hour Recharge 7-10 Year Life Expectancy	High Temp Nickel-Cadmium 24 Hour Recharge 7-10 Year Life Expectancy	High Temp Nickel-Cadmium 24 Hour Recharge 7-10 Year Life Expectancy
Weight	(-A, -R) 3.0 lbs (-B, -TM) 2.5 lbs (-J, -R-J) 2.75 lbs	(-A, -R) 3.0 lbs (-B, -TM) 2.5 lbs (-J, -R-J) 2.75 lbs	(-A, -R) 3.0 lbs (-B, -TM) 2.5 lbs (-J, -R-J) 2.75 lbs

**Lumen output will vary dependent on fixture efficiency and type.

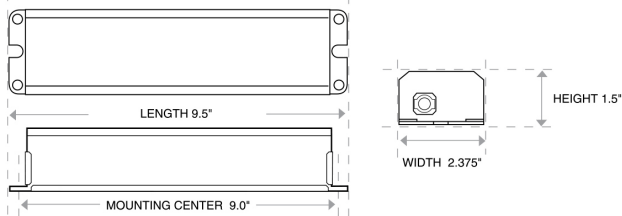
Models [CLA-EM]

Claris Series
Emergency Battery Backup

CASE DIMENSIONS

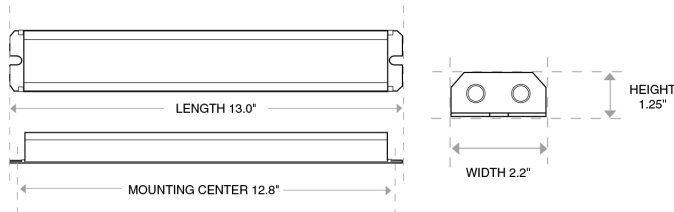
CLA-EM5

9.5" x 2.375" x 1.5" (mounting center 9.0")



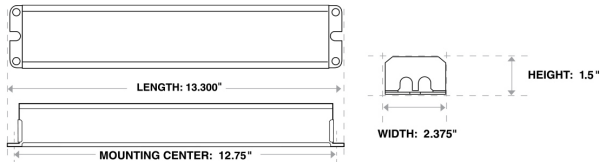
CLA-EM7

13.0" x 2.2" x 1.25" (mounting center 12.8")

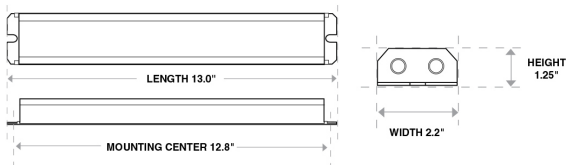


CLA-EM10

CLA-EM-10-A: 13.3" x 2.375" x 1.5" (mounting center 12.75")




CLA-EM-10-B: 13.0" x 2.2" x 1.25" (mounting center 12.8")



MOUNTING CONFIGURATION

CLA-EM5, 7, 10

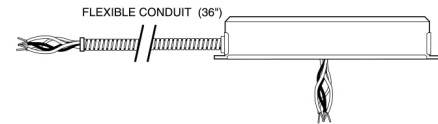
A (Dual Flex unit) with External Mount




Blank (Integral Non-Flex unit)



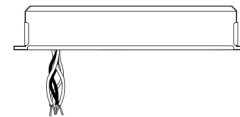
J (Single Flex Junction Box Mount unit)



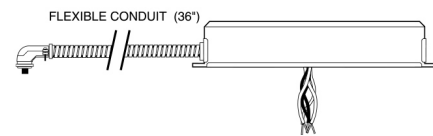
R (Dual Flex unit with Reflector-Mount TBTS switch)



TM (Top-Mounting Non-Flex unit)



R-J (Single Flex with Reflector-Mount TBTS switch)



SAMPLE WIRING DIAGRAM

CLA-EM5, 7, 10

