

PROJECT NAME
ORDERING #

Common Applications: warehouses, factories, workshops, highway toll stations, gas stations, exhibition halls, gymnasiums and supermarkets.

## KEY SPECIFICATIONS

Input Power	240W
Input Voltage	100-277VAC
Delivered Light Output	35,000 lumens
System Efficacy	146 lm/W
CRI	80
CCT	5000K
Projected Lifetime	50,000 hours
Enclosure Rating	IP65
Mounting	Hook Mounting / Ceiling Mounting
Controls	0-10V Dimming
Warranty	5 Years
Certifications	




## ORDERING

Example: **LLT-HB08-240W-50**

Model Root	Wattage	CCT	Options
<b>LLT-HB08</b>	<b>240W</b> - 240W	<b>50</b> - 5000K	<b>BLANK</b> - None

PROJECT NAME
ORDERING #

## ACCESSORIES

Item Type	SKU	Description	Image
Mounting Options	ACCXRHB2MOUNT240	Surface Mounting Bracket	

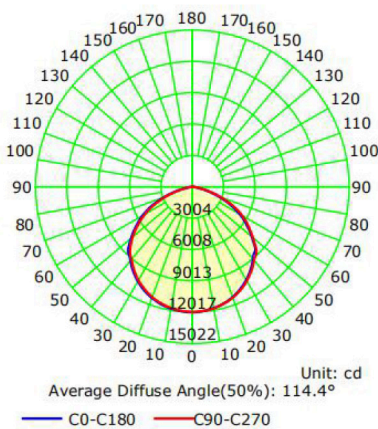
## PHOTOMETRICS

### Photometric Results

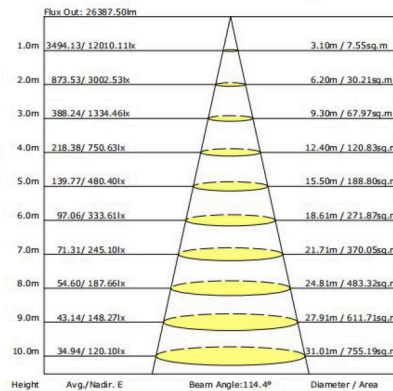
IES Classification: Type II  
 Total Rated Lamp Lumens: 33876.0 lm  
 Efficiency: 100%  
 Upward Ratio: 0%  
 Central Intensity: 12010.11 cd  
 Pos of Max. Intensity: H22.5 V1

Longitudinal Classification: Very Short  
 Measurement Flux: 33876 lm  
 Downward Ratio: 100%  
 Luminaire Efficacy Rating (LER): 143.51  
 Max. Intensity: 12017.89 cd

Luminous Intensity Distribution Curve



The Average Illuminance Effective Figure



## DIMENSIONS

